

SEIT 1928

KONDENSATORMIKROFONE  
FÜR STUDIO - UND MESSTECHNIK

**MICROTECH GEFELL**



**M 930**



**M 940**



**M 950**



## STUDIO CONDENSER MICROPHONES

- Extreme dynamic range
- Noise floor 7 dB-A
- Universal applications
- New large diaphragm capsule
- Advanced circuit design
- Transformerless output
- Internal elastic suspension
- Compact design, priced right



**interstage**

Phistersvej 31, 2900 Hellerup, Danmark  
Telefon 3946 0000, fax 3946 0040

[www.interstage.dk](http://www.interstage.dk)

- pro audio with a smile



# M 930 M 940 M 950

2

## STUDIO CONDENSER MICROPHONES

High output level and exceptionally low noise

**M 930 with cardioid directional pattern**

**M 940 with super-cardioid directional pattern**

**M 950 with wide-cardioid directional pattern**

The M 930, M 940, M 950 studio condenser microphones combine modern large diaphragm capsule technology with the latest in semiconductor circuit topology. They are specifically designed to meet the needs of professional and semi-professional users who demand the highest performance.

The microphones are ideally suited for universal miking applications in broadcast and sound studios. Their very favorable pricing also makes them attractive for project studios. Applications include vocalists, announcers, dialog pickup and as spot microphones for recording guitars, keyboard, percussion, wind and string instruments.

The pick-up pattern is perpendicular to the direction of the microphone axis (side addressed). The model number and pick-up pattern symbol mark the front of the microphone.

The condenser capsules exhibits a smooth frequency response with a slight presence boost in the 7 to 11 kHz range. The polar response exhibits an exceptionally high degree of rejection for sounds impinging from the rear (cardioid) or sides (super-cardioid) of the microphone.

The electronic impedance converter uses a newly perfected circuit topology. This design reduces the noise floor to an extremely low level while also raising the maximum output capability. As a result, these microphones have a clean, distortion free sound over an extremely wide dynamic range. RFI susceptibility is very low.

The microphone capsule and electronics are elastically suspended inside the compact metal housing. This reduces the sensitivity to mechanical impact and structure born noise. The microphone stand holder MH 93.1 can be exchanged for an elastic suspension EH 93 to further attenuate noise in extreme situations.

The M 930, M 940, M 950 connect to the microphone cable with a standard 3-pin XLR plug. Powering must be provided by an external 48 V phantom supply according to DIN 45596 and IEC 268-15.

The microphones are finished in either a satin nickel or dark bronze color.



M 930  
with elastic  
suspension EH 93



## DELIVERY

Microphone M 930 with the Microphone holder MH 93.1 in a wooden case	
L x B x H 180 x 106 x 78 mm	
satin nickel	Order-No. 211150
dark bronze	Order-No. 211151
Microphone M 940 with the Microphone holder MH 93.1 in a wooden case	
L x B x H 180 x 106 x 78 mm	
satin nickel	Order-No. 211156
dark bronze	Order-No. 211157
Microphone M 950 with the Microphone holder MH 93.1 in a wooden case	
L x B x H 180 x 106 x 78 mm	
satin nickel	Order-No. 211191
dark bronze	Order-No. 211192

Ordering example: M 930, dark bronze



Ordering example: M 940, satin nickel



## ACCESSORIES, optional

Windscreen, anthracite	W 76	Order-No. 202407
Popscreen, black	PO 70	Order-No. 600018
Elastic suspension, satin nickel	EH 93	Order-No. 202327
Elastic suspension, dark bronze	EH 93	Order-No. 202328
Microphone holder, turnable, satin nickel	MH 93	Order-No. 202325
Microphone holder, turnable, dark bronze	MH 93	Order-No. 202326
Power supply	N 200	Order-No. 202101
Connection cable	C 70	Order-No. 202212

# M 930 M 940 M 950

4

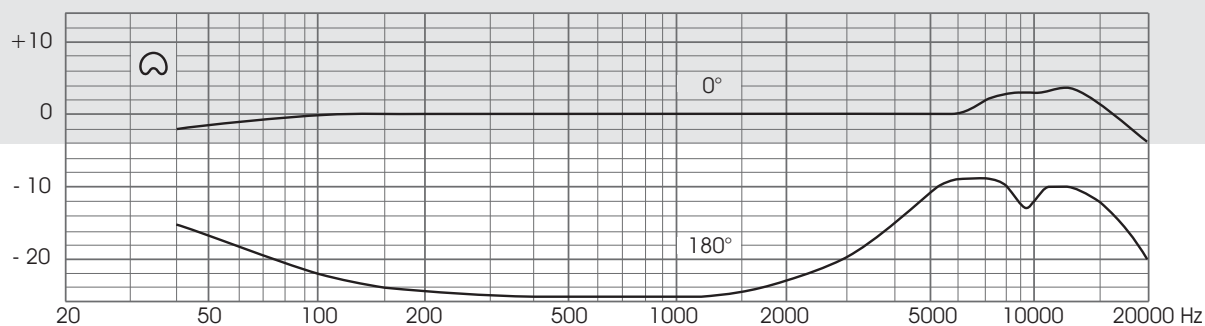
## TECHNICAL SPECIFICATIONS

CE Certificate

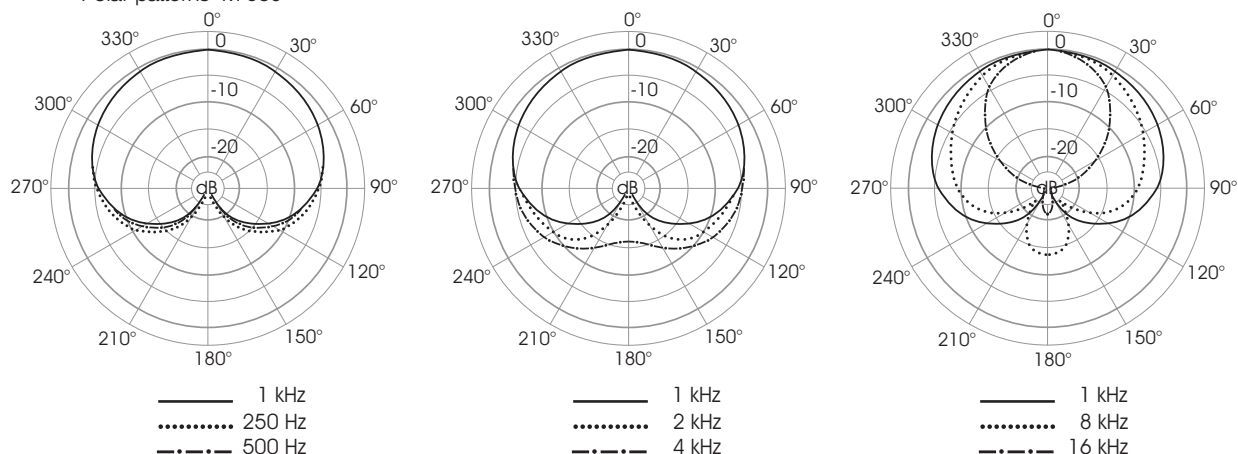
		M 930	M 940	M 950
Polar pattern		Cardioid	Super-cardioid	Wide-cardioid
Acoustic operating principle		Pressure gradient transducer		
Frequency range		40 ... 18000 Hz		
Sensitivity at 1 kHz		21 mV/Pa	23 mV/Pa	20 mV/Pa
Output impedance		100 Ω	100 Ω	100 Ω
Noise level	CCIR 468-4	13 dB	12 dB	13 dB
	DIN EN 60 651	7 dB - A	6 dB - A	7 dB - A
Signal-to-noise ratio (re 1 Pa at 1 kHz)	CCIR-weighted	81 dB	82 dB	81 dB
	A-weighted	87 dB	88 dB	87 dB
Max. SPL for K < 0,5 %		142 dB	141 dB	142 dB
Max. output level RL= 1 kΩ		17 dBu	17 dBu	17 dBu
	RL= 10 kΩ	18 dBu	18 dBu	18 dBu
Dynamic range of electronics		135 dB	135 dB	135 dB
Current consumption (P 48, DIN 45596, IEC 268-15)		3,6 mA	3,6 mA	3,6 mA
Output connector		3-pin XLR connector goldplated contacts		
Weight without MH 93.1		210 g		
Dimensions (L x Ø)		118 mm x 45 mm		
Finish		satin nickel, dark bronze		

## FREQUENCY RESPONSES M 930

dB Frequency responses M 930



Polar patterns M 930

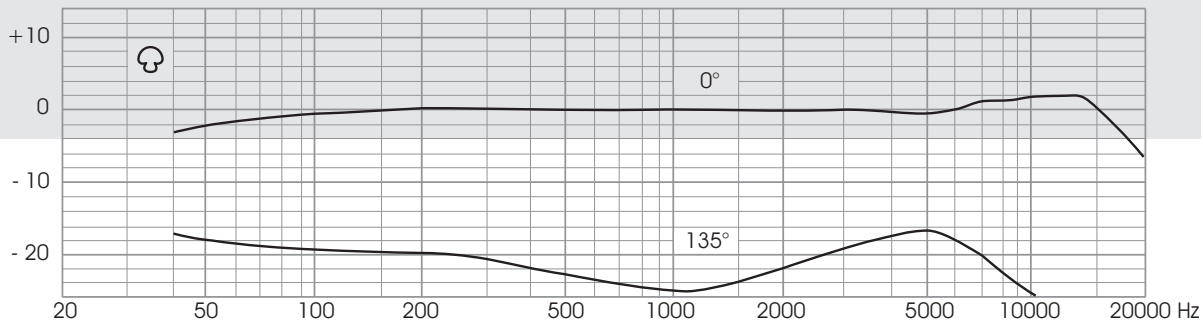


## FREQUENCY RESPONSES M 940

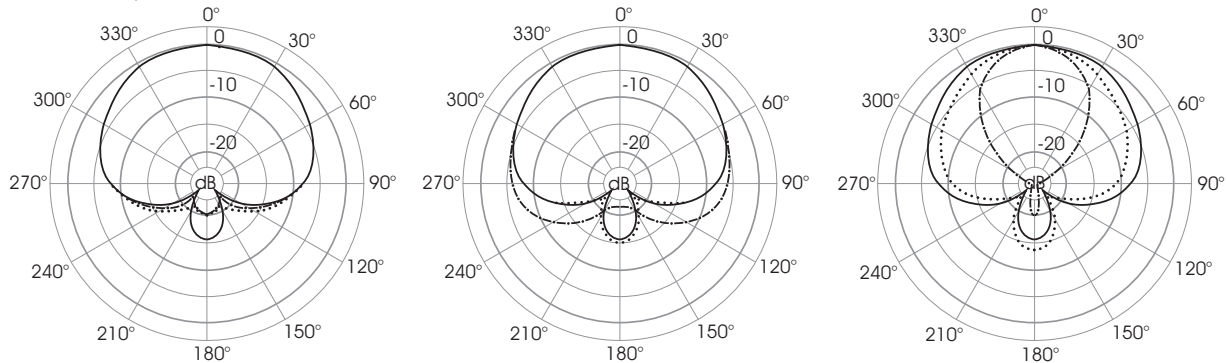


M 940

dB Frequency responses M 940



Polar patterns M 940

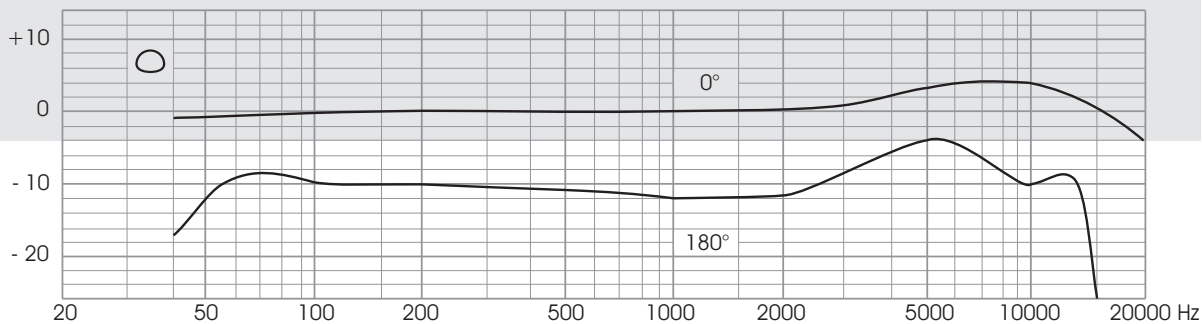


## FREQUENCY RESPONSES M 950

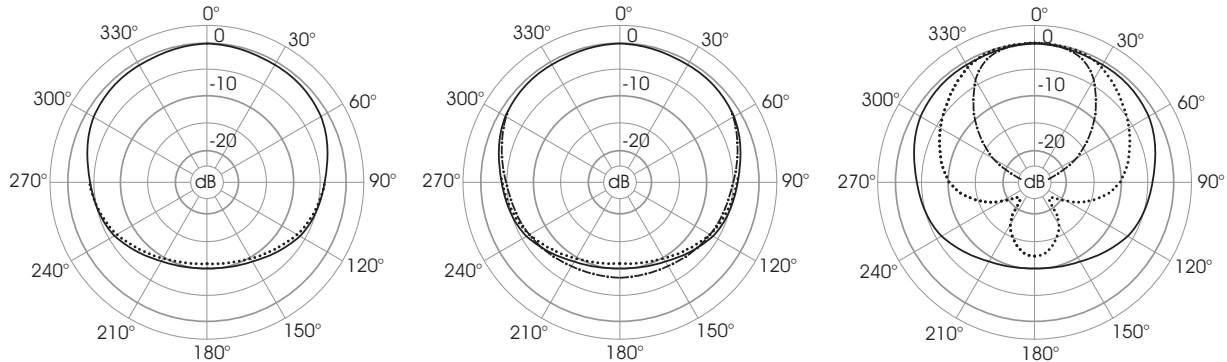


M 950

dB Frequency responses M 950



Polar patterns M 950



— 1 kHz  
 ..... 250 Hz  
 -.-.- 500 Hz

— 1 kHz  
 ..... 2 kHz  
 -.-.- 4 kHz

— 1 kHz  
 ..... 8 kHz  
 -.-.- 16 kHz

## XY-AND ORTF-STEREO RECORDINGS

**M 930 with cardioid directional pattern**

**M 940 with super-cardioid directional pattern**

**M 950 with wide-cardioid directional pattern**

The exceptionally low self noise floor of these microphones, 6 respectively 7 dbA, the extremely high output level and the very low RFI susceptibility emphasize their practical value for stereo recordings.

The attractive shape of the currently smallest, extremely compact large diaphragm microphones makes possible stereo recordings in XY-technology, picture 1 or ORTF-arrangement, picture 2.

The XY-technology is the most widely used intensity stereophony. That can be favourably realised by a coincident arrangement of two mono microphones with considerable directional pattern. Both microphones are adjusted against each other in an angle of  $45^{\circ}$ - $180^{\circ}$  according to the recording situation.

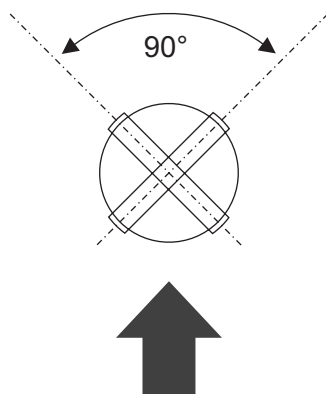
Also, the ORTF-arrangement of the microphones, developed by the French broadcasting, can be easily handled as a variable solution. The M 930, M 940 or M 950 are mounted on the TD 93 tandem in a distance of 170 mm and an angle of  $110^{\circ}$  - adjusted to ORTF -. Distance and angle can be adjusted according to the demand. Transmission time and intensity differences of the signals are used for ORTF-stereo recordings.

Optionally for ORTF-stereo recordings the EH 93 elastic suspension can be used instead of the MH 93.1 stand adapter.

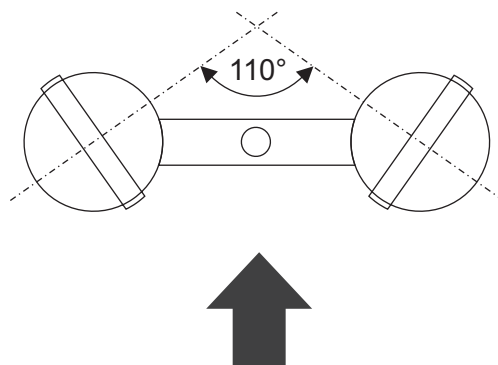
Together with the specifically microphone holders, SH 93 stereo holder and TD 93 tandem, a cost effective equivalent to a stereo microphone can be offered.

The M 930, M 940 or M 950 are delivered as matched pairs for that applications.


Finish: satin nickel, dark bronze.



picture 1: XY-arrangement



picture 2: ORTF-arrangement



picture 1: XY-arrangement



picture 2: ORTF-arrangement

## DELIVERY

Matched pair of condenser mics for XY-stereo recording with Microphone holder MH 93.1 and Stereo holder SH 93 in wooden case L x B x H 334 x 148 x 76 mm

M 930-Stereo	satin nickel	Order-No. 211161
	dark bronze	Order-No. 211162
M 940-Stereo	satin nickel	Order-No. 211163
	dark bronze	Order-No. 211164
M 950-Stereo	satin nickel	Order-No. 211193
	dark bronze	Order-No. 211194

Matched pair of condenser mics for ORTF-stereo recording with Microphone holder MH 93.1 and Double mount TD 93 in wooden case L x B x H 334 x 148 x 76 mm

M 930-Stereo	satin nickel	Order-No. 211165
	dark bronze	Order-No. 211166
M 940-Stereo	satin nickel	Order-No. 211167
	dark bronze	Order-No. 211168
M 950-Stereo	satin nickel	Order-No. 211195
	dark bronze	Order-No. 211196

## MICROPHONE BRACKET FOR INA 5 ARRANGEMENT



Arrangement example

M 930 studio condenser microphone  
with EH 93 elastic suspension

The INA 5 configuration - Ideale Nieren Anordnung/ideal cardioid arrangement - is an extension of the stereo INA 3 layout for surround recording. INA 3 and INA 5 are fully compatible with the 3/2 stereo format as specified in ITU 775.

This microphone bracket is especially well suited for use with our large diaphragm cardioid microphone M 930, M 940, M 950 with the matching MH 93 microphone holder, or EH 93 elastic suspension.

When the guard rings are unscrewed, the microphones can be moved along the spokes. Other microphone types can also be used, e.g. the M 960 diffuse field microphone. Thanks to the modular construction of the bracket, other recording configurations are also possible on request, e.g. OCT-System, IRT-Surround, Decca Tree.

The three front microphones can be placed up to 17,5 cm away from the centre at an angle of 90°. The right and left surround microphones can be placed up to 59,5 cm from the centre at an angle of 60°.

### DELIVERY

1 piece	Microphone bracket INA 5 Ball headed hex screwdriver 3 mm Velcro-band, 3 pieces	black matt	Order-No.202345
---------	---	------------	-----------------

5 pieces	Studio Condenser Microphones with elastistic suspension EH 93 in case 3		
	M 930	dark bronze	Order-No. 211188
	M 940	dark bronze	Order-No. 211197
	M 950	dark bronze	Order-No. 211198
	Microphone bracked INA 5 Ball headed hex screwdriver 3 mm Velcro-band, 3 pieces	black matt	