

SEIT 1928

KONDENSATORMIKROFONE
FÜR STUDIO - UND MESSTECHNIK

MICROTECH GEFELL



SMS 2000

Condenser studio microphone system in module construction method

The condenser miniature microphone system SMS 2000 consists of microphone amplifier and exchangeable capsules with the polar patterns cardioid, hyper cardioid and omnidirectional. Consequently, the microphones M 200, M 210 and M 270 are available. This allows a universal application in professional recording and sound reinforcement.

The newly developed, transformerless circuit design highlighted by remarkably low intrinsic noise and output capability substitutes the previous transformer.

The module system adjusted to optimum reproduction properties allows a particularly clean and colourless sound reproduction.

The direction of maximum sensitivity is axial. The studio microphone module system is equipped with a comprehensive range of accessories for widely varying methods of microphone mounting.

It is possible to switch on a 10 dB-preattenuation for the handling of very high sound pressure levels. A reduction of the sensitivity factor for low frequencies can be utilized to suppress the proximity effect. The two switches are sunk placed in the middle of the amplifier.

At the lower end of the amplifier a 3-pin XLR connector is placed for the C 70 microphone cable. The power supply is provided by 48 V phantom powering, which is internationally standardized as P 48 in DIN 45 596 and IEC 268-15. The studio microphone system is available with the finish matt black and satin nickel.

M 20

The microphone capsule M 20 is a pressure gradient transducer with cardioid polar pattern which has very balanced frequency contours relative to the sound incidence direction and a desired smooth presence rise in the upper recording range.

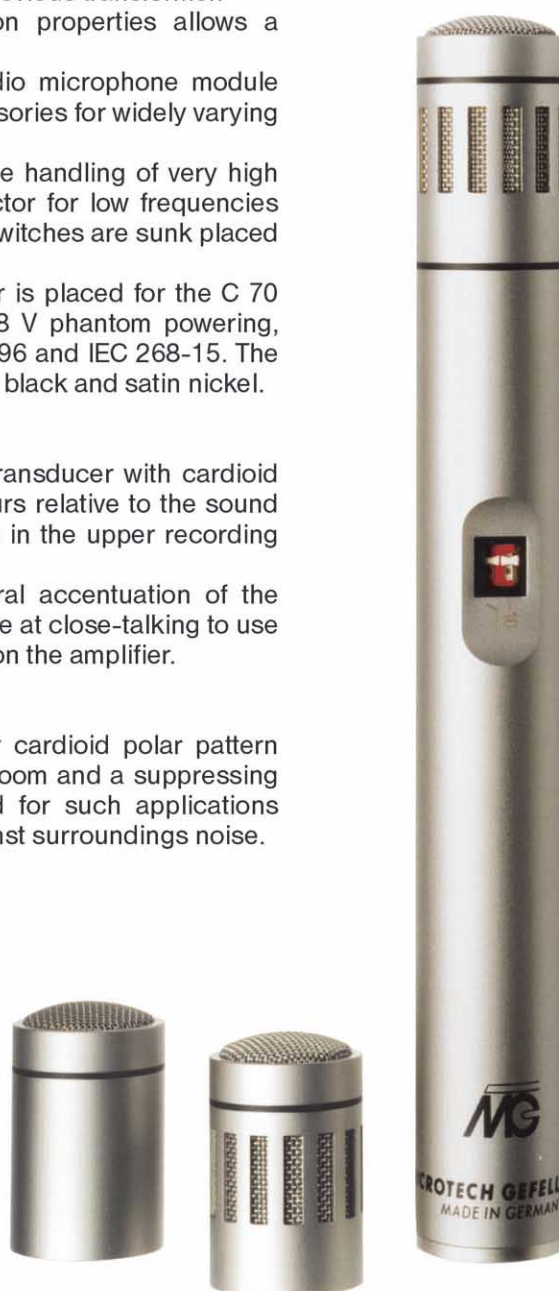
This property of the capsule preserves the own natural accentuation of the soloists and instruments at recording. It is recommendable at close-talking to use a close-speech screen and to switch on the bass roll-off on the amplifier.

M 21

The pressure gradient transducer M 21 with the hyper cardioid polar pattern causes a stronger beaming of sound in the front half room and a suppressing of crosstalk. The microphone capsule should be used for such applications required front-impinging sound especially to accent against surroundings noise.

M 27

The pressure transducer M 27 with omnidirectional polar pattern is intended predominantly for far-field applications. It is unsensitiv for structure born noise and wind. The treble boost rising of 5 dB at 10 kHz is the warranty also for brilliant recordings of microphone at undefined sound direction.



Delivery

Microphone M 200 in wooden case	L x B x H 210 x 68 x 50 mm	
satin nickel		Order-No. 211116
black matt		Order-No. 211117
Microphone M 210 in wooden case	L x B x H 210 x 68 x 50 mm	
satin nickel		Order-No. 211118
black matt		Order-No. 211119
Microphone M 270 in wooden case	L x B x H 210 x 68 x 50 mm	
satin nickel		Order-No. 211124
black matt		Order-No. 211125

Accessories, optional

Windscreen, anthracite	W 20	Order-No. 202401
Popscreen, black	PO 70	Order-No. 600018
Microphone holder, Ø 21 mm, satin nickel	MH 64	Order-No. 202302
Microphone holder, Ø 21 mm, black matt	MH 64	Order-No. 202305
Elastic suspension, satin nickel	EA 20	Order-No. 202308
Elastic suspension, black matt	EA 20	Order-No. 202311
Elastic suspension, satin nickel	EH 93	Order-No. 202327
Elastic suspension, dark bronze	EH 93	Order-No. 202328
Table stand, satin nickel	TS 64	Order-No. 212303
Table stand, black matt	TS 64	Order-No. 212308
Double mount, satin nickel	TD 93	Order-No. 202331
Double mount, dark bronze	TD 93	Order-No. 202332
Gooseneck, black	ME 90	Order-No. 202324
Power supply	N 200	Order-No. 202101
Connection cable	C 70	Order-No. 202212

Specifications SMS 2000

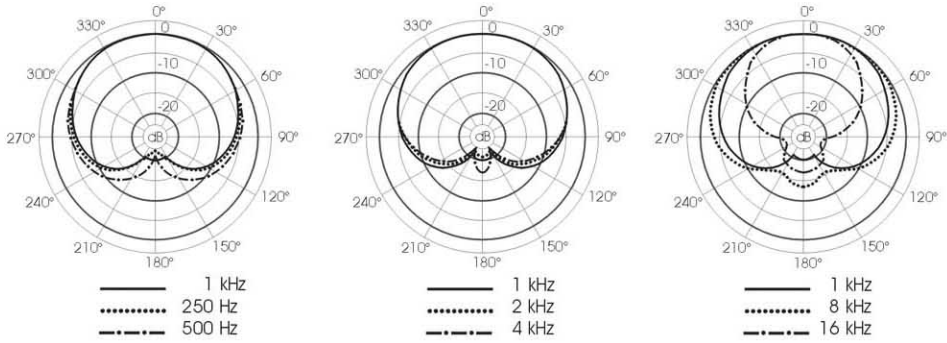
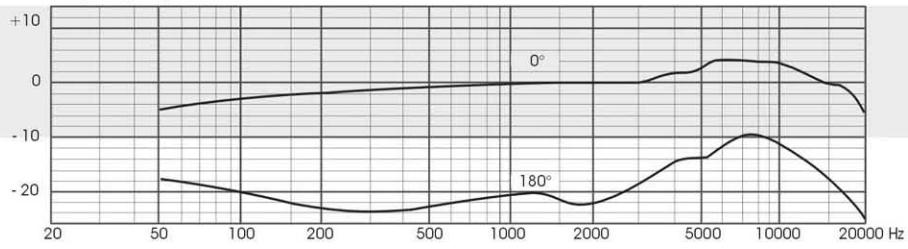
CE Certificate

Condenser studio microphone system in module construction method

Type	M 200	M 210	M 270
Polar patterns	cardioid	hypercardioid	omni
Frequency range	40 ... 20000 Hz	40 ... 20000 Hz	40 ... 20000 Hz
Sensitivity at 1 kHz	13 mV/Pa	13 mV/Pa	13 mV/Pa
Switch position "reduced bass roll-off" at 60 Hz	-15 dB	-15 dB	-15 dB
Rated impedance	150 Ω	150 Ω	150 Ω
Equivalent loudness level	CCIR 468-4	22 dB	26 dB
due to inherent noise	DIN EN 60 651	14 dB - A	18 dB - A
Signal-to-noise-ratio	CCIR-weighted	72 dB	68 dB
(re. 1 Pa at 1 kHz)	A-weighted	80 dB	76 dB
Max. SPL for THD ≤ 0,5 %	135 dB	135 dB	138 dB
with 10 dB preattenuation	145 dB	145 dB	148 dB
Total dynamic range of the microphone amplifier	121 dB	121 dB	120 dB
Current consumption (P 48, DIN 45596, IEC 268-15)	3 mA	3 mA	3 mA
Output connector		3-pin XLR connector	goldplated contacts
Weight	130 g	130 g	130 g
Dimensions (L x Ø)	166 x 21 mm	166 x 21 mm	166 x 21 mm

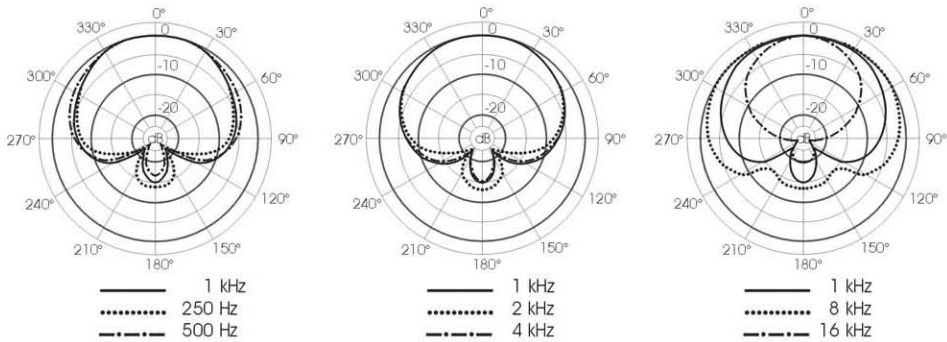
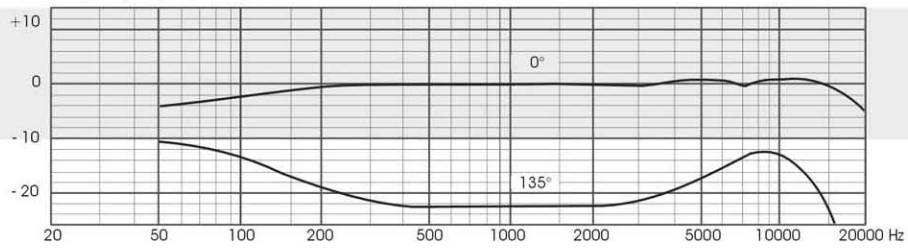
M 200

dB Frequency responses M 200



M 210

dB Frequency responses M 210



M 270

dB Frequency response M 270

